




District Report Card: 2017


State: Jammu And Kashmir	District: Bandipora
Class: 8	Subject: Mathematics
Schools: 49	Students: 652


Participation/Coverage


Students

<div>GENDER</div> <div></div>	Boys			Girls		
	Number		%	Number		%
	312		47.85	340		52.15

<div>AREA</div> <div></div>	Rural			Urban		
	Number		%	Number		%
	582		89.26	70		10.74

<div>CATEGORY</div> <div></div>	SC		ST		OBC		GEN	
	Number	%	Number	%	Number	%	Number	%
	6	0.92	139	21.32	140	21.47	367	56.29

<div>CWSN</div> <div></div>	LD	VI	HI	S&LD	ID	Oth
	0	0	0	4	1	55

<div>Management</div> <div></div>	Government			Government-aided		
	Number		%	Number		%
	652		100.00	0		0.00

Average Performance of Students in Mathematics (%)

Overall	Gender		Area		Management		Social Group			
	Male	Female	Rural	Urban	Govt.	Aided	SC	ST	OBC	GEN
36.38	37.29	35.55	37.96	23.24	36.38	0.00	30.00	41.29	29.86	37.11

Performance on Learning Outcomes (LOs)

Learning Outcomes	Description	Average Performance(%)
M601	Solves problems involving large numbers by applying appropriate operations	40.69
M606	Solves problems on daily life situations involving addition and subtraction of fractions / decimals	37.85
M620	Finds out the perimeter and area of rectangular objects in the surroundings like floor of the class room, surfaces of a chalk box etc.	42.62
M621	Arranges given/collected information in the form of table, pictograph and bar graph and interprets them	35.02
M702	Interprets the division and multiplication of fractions	30.83
M705	Solves problems related to daily life situations involving rational numbers	34.66
M706	Uses exponential form of numbers to simplify problems involving multiplication and division of large numbers	37.61
M707	Adds/subtracts algebraic expressions	51.53
M710	Solves problems related to conversion of percentage to fraction and decimal and vice versa	19.10
M717	Finds out approximate area of closed shapes by using unit square grid/graph sheet	24.61
M719	Finds various representative values for simple data from her/his daily life contexts like mean, median and mode	45.61
M721	Interprets data using bar graph	42.99
M801	Generalizes properties of addition, subtraction, multiplication and division of rational numbers through patterns	23.88
M802	Finds rational numbers between two given rational numbers	35.82
M803	Proves divisibility rules of 2, 3, 4, 5, 6, 9 and 11	40.06
M804	Finds squares, cubes, square roots and cube roots of numbers using different methods	33.43
M808	Uses various algebraic identities in solving problems of daily life	32.54
M812	Verifies properties of parallelogram and establishes the relationship between them through reasoning	27.24
M818	Finds surface area and volume of cuboidal and cylindrical object	21.79
M819	Draws and interprets bar charts and pie charts	43.40

Range of Performance of Students who Answered Correctly							
Below 30%		30% - 50%		50% - 75%		Above 75%	
Number	%	Number	%	Number	%	Number	%
284	43.56	153	23.47	171	26.23	44	6.75

Lowest Performing Learning Outcomes (LOs)

- 1 - Solves problems related to conversion of percentage to fraction and decimal and vice versa (19.10)
- 2 - Finds surface area and volume of cuboidal and cylindrical object (21.79)
- 3 - Generalizes properties of addition, subtraction, multiplication and division of rational numbers through patterns (23.88)

4 - Finds out approximate area of closed shapes by using unit square grid/graph sheet (24.61)

5 - Verifies properties of parallelogram and establishes the relationship between them through reasoning (27.24)